



**District Report Card: 2017**


<b>State:</b> Maharashtra	<b>District:</b> Buldana
<b>Class:</b> 8	<b>Subject:</b> Language
<b>Schools:</b> 51	<b>Students:</b> 1378


**Participation/Coverage**


**Students**

<b>GENDER</b> 	Boys		Girls	
	Number	%	Number	%
	743	53.92	635	46.08

<b>AREA</b> 	Rural		Urban	
	Number	%	Number	%
	863	62.63	515	37.37

<b>CATEGORY</b> 	SC		ST		OBC		GEN	
	Number	%	Number	%	Number	%	Number	%
	280	20.32	47	3.41	784	56.89	267	19.38

<b>CWSN</b> 	LD	VI	HI	S&LD	ID	Oth
	1	4	0	0	0	1

<b>Management</b> 	Government		Government-aided	
	Number	%	Number	%
	281	20.39	1097	79.61

**Average Performance of Students in Language (%)**

Overall	Gender		Area		Management		Social Group			
	Male	Female	Rural	Urban	Govt.	Aided	SC	ST	OBC	GEN
63.76	62.20	65.59	60.52	69.19	61.68	64.29	62.52	55.89	65.77	60.52

### Performance on Learning Outcomes (LOs)

Learning Outcomes	Description	Average Performance(%)
L813	Read textual/non-textual materials with comprehension and identifies the details, characters, main idea and sequence of ideas and events while reading	63.76

Range of Performance of Students who Answered Correctly							
Below 30%		30% - 50%		50% - 75%		Above 75%	
Number	%	Number	%	Number	%	Number	%
130	9.43	226	16.40	579	42.02	443	32.15

### Lowest Performing Learning Outcomes (LOs)

1 - Read textual/non-textual materials with comprehension and identifies the details, characters, main idea and sequence of ideas and events while reading (63.76)